

Search Jobs on [ScienceCareers.org](https://www.sciencecareers.org)

**ScienceCareers**  
FROM THE JOURNAL SCIENCE

[Log in](#) | [My account](#) | [Contact Us](#)

**Become a member** | [Renew my subscription](#) | [Sign up for newsletters](#)



**EDITORS' CHOICE** | TISSUE ENGINEERING

## 50 shades of red

Christopher M. Jewell

[+ See all authors and affiliations](#)

*Science Translational Medicine* 01 Mar 2017:  
Vol. 9, Issue 379, eaam9855  
DOI: 10.1126/scitranslmed.aam9855

**Article**

[Info & Metrics](#)

[eLetters](#)

### Abstract

Synthetic heart valves designed from slowly degrading polymer enable gradual replacement by new host tissue during a 12-month study in sheep.

No matter what shade of red your Valentine's Day was last month—sultry or sullen, sad or sweet—your heart beat more than 100,000 times, pumping 7500 liters of blood. Designing a device to achieve such precision and maintain it over a lifetime (about 70 years) requires integration of biology and engineering at a staggering level. Understandably then, despite great progress, design of adaptable, living heart valves has not been achieved. Prosthetic valves, for example, are nonliving structures that lack the functionality to respond to dynamic blood flow across days and years or the ability to grow with younger patients. Bouten and colleagues tackled this challenge with a fully synthetic heart valve designed from slowly degrading polymer that utilizes structural features to promote colonization by host cells,

allowing the synthetic valve to be slowly replaced by functional tissue.



In this approach, valves were formed by electrospinning biodegradable polymer fibers onto a polymer support. This strategy allowed design of topography and pore sizes known to encourage host cell infiltration, extracellular matrix production, and tissue remodeling. During a 1-year study in sheep, the valves maintained good cardiac function, and, importantly, became increasingly tissue-like when implanted as replacement pulmonary valves. At 2, 6, and 12 months, valves exhibited increasing infiltration of host cells, endothelialization, and ultimately generated new tissue, including elastin. As these processes occurred, the composition of biological components in and on the valves—for example, elastin and collagen—began to resemble native tissue. During these same intervals, the polymer fibers comprising the valve degraded, and the mechanical properties of the initial synthetic valve evolved to a more tissue-like elastic profile.

Existing synthetic heart valves are hindered by static dimensions and the need for material properties that closely match the profiles of natural valves. Likewise, tissue-engineered heart valves have required cells seeded in valve constructs prior to implantation, tissues or matrices from human donors, or scaffolds created by decellularizing tissue. Thus, this new report is distinct in that the entirely synthetic valves do not require cells or biological matrices but lead to the formation of adaptable, living tissue as the polymer degrades. Effectively translating this idea to the clinic might just keep your heart from skipping a beat.

## Highlighted Article

J. Kluin, H. Talacua, A. I. P. M. Smits, M. Y. Emmert, M. C. P. Brugmans, E. S. Fioretta, P. E. Dijkman, S. H. M. Söntjens, R. Duijvelshoff, S. Dekker, M. W. J. T. Janssen-van den Broek, V. Lintas, A. Vink, S. P. Hoerstrup, H. M. Janssen, P. Y. W. Dankers, F. P. T. Baaijens, C. V. C. Bouten, In situ heart valve tissue engineering using a bioresorbable elastomeric implant – From material design to 12 months follow-up in sheep. *Biomaterials* **125**, 101–117 (2017). [Google Scholar](#)

Copyright © 379, American Association for the Advancement of Science







[View Abstract](#)



### Science Translational Medicine

Vol 9, Issue 379  
01 March 2017

[Table of Contents](#)

-  Email
  -  Save to my folders
  -  Alerts
  -  Request Permissions
  -  Citation tools
  -  Share
- 

Advertisement



**SIMILAR ARTICLES IN:**

- [PubMed](#)
  - [Google Scholar](#)
- 
- 

Advertisement



**ONE APP...  
THOUSANDS OF JOBS**

-   ■ Jobs are updated 24/7
-   ■ Search thousands of jobs
-   ■ Get job alerts

 Download on the App Store

**Science Careers**

---

**Related Jobs**

---

## Professor, Assoc. Professor, Assist. Professor

Chapel Hill, North Carolina (US) | Undisclosed

Candidates should have clear potential, and commitment for research excellence, multidisciplinary collaboration, extramural funding and more.

Employer: Dept. of Applied Physical Sciences - University of North Carolina at Chapel Hill, NC

---

## Northeastern University Invites High-Level Overseas Talents and Outstanding Young Talents

Liaoning (CN) | Negotiable

About the University Located in the center of Shenyang, Liaoning Province, China, Northeastern University is one of the key university directly aff...

Employer: Northeastern University

## Full or Associate Professor (tenured), Chair, Environmental Science

Glassboro, New Jersey | Competitive

The School of Earth & Environment at Rowan University seeks to fill a Full/Associate Professor (Tenured) position starting September 1st, 2018 in t...

Employer: Rowan University, School of Earth & Environment

[MORE JOBS ►](#)

## Related Jobs

---

## Professor, Assoc. Professor, Assist. Professor

Chapel Hill, North Carolina (US) | Undisclosed

Candidates should have clear potential, and commitment for research excellence, multidisciplinary collaboration, extramural funding and more.

Employer: Dept. of Applied Physical Sciences - University of North Carolina at Chapel Hill, NC

---

## Northeastern University Invites High-Level Overseas Talents and Outstanding Young Talents

Liaoning (CN) | Negotiable

About the University Located in the center of Shenyang, Liaoning Province, China, Northeastern University is one of the key university directly aff...

Employer: Northeastern University

## Full or Associate Professor (tenured), Chair, Environmental Science

Glassboro, New Jersey | Competitive

The School of Earth & Environment at Rowan University seeks to fill a Full/Associate Professor (Tenured) position starting September 1st, 2018 in t...

Employer: Rowan University, School of Earth & Environment

[MORE JOBS ►](#)

## Related Jobs

---

## Professor, Assoc. Professor, Assist. Professor

Chapel Hill, North Carolina (US) | Undisclosed

Candidates should have clear potential, and commitment for research excellence, multidisciplinary collaboration, extramural funding and more.

Employer: Dept. of Applied Physical Sciences - University of North Carolina at Chapel Hill, NC

---

## Northeastern University Invites High-Level Overseas Talents and Outstanding Young Talents

Liaoning (CN) | Negotiable

About the University Located in the center of Shenyang, Liaoning Province, China, Northeastern University is one of the key university directly aff...

Employer: Northeastern University

## Full or Associate Professor (tenured), Chair, Environmental Science

Glassboro, New Jersey | Competitive

The School of Earth & Environment at Rowan University seeks to fill a Full/Associate Professor (Tenured) position starting September 1st, 2018 in t...

Employer: Rowan University, School of Earth & Environment

[MORE JOBS ►](#)

### NAVIGATE THIS ARTICLE

- [Article](#)
    - [Abstract](#)
    - [Highlighted Article](#)
  - [Info & Metrics](#)
  - [eLetters](#)
- 

**Science**

13 October 2017

Vol 358, Issue 6360



FEATURE

**A cold case**

---

HEALTH POLICY

**Reproductive health in culture wars crossfire**

---

ANIMAL CONSERVATION

**Tracking today**

---

SCI COMMUN

**News at a glance**

---

ORGANIC SYNTHESIS

**Addressing supply issues for natural products in the clinic**

---

WORKING LIFE

**I am a United Academic Worker**

---

**Table of Contents**

---

**Subscribe Today**

Receive a year subscription to *Science* plus access to exclusive AAAS member resources, opportunities, and benefits.

**Subscribe Today**

**Subscribe Today**

Receive a year subscription to *Science* plus access to exclusive AAAS member resources, opportunities, and benefits.

**Subscribe Today**

## Get Our Newsletters

Enter your email address below to receive email announcements from Science. We will also send you a newsletter digest with the latest published articles. [See full list](#)

- Science Translational Medicine TOC
- Science* Table of Contents
- Science* Daily News
- Science* News This Week
- Science* Editor's Choice
- First Release Notification

By providing your email address, you agree to send your email address to the publication. Information provided here is subject to Science's [Privacy Policy](#).

**Sign up today**

## Get Our Newsletters

Enter your email address below to receive email announcements from Science. We will also send you a newsletter digest with the latest published articles. [See full list](#)

- Science Translational Medicine TOC
- Science* Table of Contents
- Science* Daily News
- Science* News This Week
- Science* Editor's Choice
- First Release Notification

By providing your email address, you agree to send your email address to the publication. Information provided here is subject to Science's [Privacy Policy](#).

**Sign up today**



## About us

[About journals](#)

[Leadership](#)

[Team members](#)

[Work at AAAS](#)

## Advertise

[Advertising kits](#)

[Custom publishing](#)

## For subscribers

[Site license info](#)

[For members](#)

## International

[Chinese](#)

[Japanese](#)

## Help

[Access & subscriptions](#)

[Reprints & permissions](#)

[Contact us](#)

[Accessibility](#)

## Stay Connected



© 2017 American Association for the Advancement of Science. All rights Reserved. AAAS is a partner of HINARI, AGORA OARE, PatientInform, CHORUS, CLOCKSS, CrossRef and COUNTER. *Science Translational Medicine* ISSN 1946-6242.

[Terms of Service](#)

[Privacy Policy](#)

[Contact Us](#)